







Strip Tube Lattice

Great with
The Strip Tube
Ruler™ Or The Strip
Tube Junior™!



Fabric Requirements (in yards)

<i>Finished sizes may vary</i>	Lap 50" x 50"	Throw 66" x 66"	Twin 76" x 96"	Queen 96" x 96"	King 106" x 106"
Blocks <i>(arrangement)</i>	9 (3 x 3)	16 (4 x 4)	35 (5 x 7)	49 (7 x 7)	64 (8 x 8)
Various 2 1/2" print strips*	18	32	70	98	128
Background	1 1/3	2 1/3	5 1/8	7 1/4	9 1/3
Border 1	7/8	1	1 1/3	1 1/2	1 5/8
Border 2	No additional fabric needed. From block piecework.				
Border 3	—	7/8	1 1/8	1 1/8	1 1/4
Backing <i>includes 4" all around for quilting</i>	2 1/2 	4 	7 	8 3/4 	9 7/8 
Binding	1/2 (6 - 2 1/2" strips)	5/8 (7 - 2 1/2" strips)	2/3 (9 - 2 1/2" strips)	3/4 (10 - 2 1/2" strips)	7/8 (11 - 2 1/2" strips)
*What if you don't have strips yet? You can use yardage off the bolt by having the following:					
Quarter-yard Cuts	6	11	24	33	43

Yardage based on at least 40" wide of workable fabric. All seams are 1/4".

Strip Tube Lattice

CQD01221



738676627138

Cozy Quilt Designs®

El Cajon, CA 92019

619-670-1516 cozyquilt.com