






# Top Down

## Fabric Requirements (in yards)

<i>Finished sizes may vary</i>	<b>Baby</b> 34" x 45"	<b>Throw</b> 53" x 63"	<b>Twin</b> 74" x 96"	<b>Queen</b> 96" x 96"	<b>King</b> 106" x 106"
<b>Blocks</b> (Arrangement)	8 (2 x 3)	18 (3 x 4)	59 (5 x 7)	85 (7 x 7)	113 (8 x 8)
<b>2 ½" Print Strips*</b>	21	36	93	119	157
<b>Border 1</b>	⅔	⅜	⅝	¾	¾
<b>Border 2</b>	—	1 ⅓	2	2 ⅛	2 ⅓
<b>Backing</b> <i>includes 4" all around for quilting</i>	1 ¾ 	3 ¾ 	6 ⅞ 	8 ⅔ 	9 ½ 
<b>Binding</b>	⅜ (5-2½" strips)	⅝ (7-2½" strips)	⅔ (9-2½" strips)	¾ (10-2½" strips)	⅞ (11-2½" strips)

Yardage based on at least 40" wide of workable fabric. All seams are ¼".

\*Print strips are various fabrics cut 2 ½" x width of fabric. What if you don't have strips yet? You can buy yardage off the bolt. The magic formula is get 3

	<b>Baby</b>	<b>Throw</b>	<b>Twin</b>	<b>Queen</b>	<b>King</b>
<b>Quarter - yard cuts</b>	7	12	31	40	53

Cozy Quilt Designs®



cozyquilt.com

Copyright © 2016 Cozy Quilt Designs®