




# Transitions Fabric Requirements

<i>Finished sizes may vary</i>	<b>Throw</b> 67" x 78"	<b>Twin</b> 78" x 88"	<b>King</b> 109" x 109"
<b>Blocks (Color 1 / Color 2)</b>	50 Blocks (22/28)	72 Blocks (28/44)	145 Blocks (61/84)
<b>Color 1 Strips (or Light)</b>	16	20	44
<b>Color 2 Strips (or Dark)</b>	<u>20</u>	<u>32</u>	<u>56</u>
<b>2 ½" print strips</b>	36	52	100
<b>Color 1 Accent 1</b>	¼ yard	⅓ yard	⅔ yard
<b>Color 1 Accent 2</b>	¼ yard	⅓ yard	⅔ yard
<b>Color 2 Accent 1</b>	⅓ yard	½ yard	⅞ yard
<b>Color 2 Accent 2</b>	⅓ yard	½ yard	⅞ yard
<b>Setting Triangles</b>	⅞ yard	1 yard	1 ¼ yards
<b>Border 1</b>	⅓ yard	⅜ yard	⅝ yard
<b>Border 2</b>	1 ⅝ yards	1 ¾ yards	2 ⅓ yards
<b>Backing</b>	4 ¾ yards 	6 yards 	9 ¾ yards 
<b>Binding</b>	⅝ yard 8 – 2 ½" strips	¾ yard 9 – 2 ½" strips	⅞ yard 12 – 2 ½" strips

Width of fabric calculated at 40" wide. All seams are ¼".

## Picking Fabric

The Color 1 strips will form the middle blocks. Color 2 will form the outer blocks.

You can use Dark and Light fabrics instead of Color 1 and Color 2. Color 1 Accent 1 fabric should be lighter than Color 1 Accent 2, but they should both blend with Color 1.

Color 2 Accent 1 fabric should be lighter than Color 2 Accent 2, but they should both blend with Color 2.

**SRR-Tran**

\*SRR-tran\*

Cozy Quilt Designs™

2940 Jamacha Rd. Ste H, El Cajon, CA 92019

619-670-1516

[cozyquilt.com](http://cozyquilt.com)

Copyright © 2008 Cozy Quilt Designs™