








True Companion



Fabric Requirements (in yards)

<i>Finished sizes may vary</i>	Baby (or Pet) 41" x 53"	Lap 53" x 66"	Throw 66" x 79"	Twin 66" x 91"	Queen 92" x 92"	Large King 116" x 116"
Blocks (Arrangement)	8 (2 x 3)	18 (3 x 4)	32 (4 x 5)	39 (4 x 6)	61 (6 x 6)	113 (8 x 8)
2 1/2" Print Strips* (color 1 color 2)	12 (8 4)	26 (16 10)	40 (24 16)	48 (28 20)	74 (42 32)	130 (72 58)
Background	1/4	1/2	7/8	1	1 5/8	2 7/8
Accent **	1/2	7/8	1 1/4	1 1/3	2	3 1/2
Border 1	1/3	1/3	1/2	1/2	5/8	3/4
Border 2	1 1/4	1 5/8	1 3/4	1 3/4	2 1/4	2 3/4
Backing <i>includes 4" all around for quilting</i>	2 3/4 	3 1/2 	4 7/8 	5 5/8 	7 	12 1/4 
Binding	3/8 (5-2 1/2" strips)	5/8 (7-2 1/2" strips)	5/8 (8-2 1/2" strips)	3/3 (9-2 1/2" strips)	3/4 (10-2 1/2" strips)	7/8 (12- 2 1/2" strips)

Also helpful is **The Strip Tube Ruler™**.

Yardage based on at least 40" wide of workable fabric. All seams are 1/4".

***Print strips are various fabrics cut 2 1/2" x width of fabric.** What if you don't have strips yet? You can buy yardage off the bolt. The magic formula is get 3 strips for each quarter-yard cut.

	Baby (or Pet)	Lap	Throw	Twin	Queen	Large King
Quarter - yard cuts	4 (3 2)	9 (6 4)	14 (8 6)	16 (10 7)	25 (14 11)	44 (24 20)

** In our sample, we separated our strips into two basics colors (yellow and blue), each with lots of variety of fabrics. Since the Accent fabric goes between two strips of Color 1 (yellow), we picked a bold fabric similar to Color 2 (blue) for contrast.

Cozy Quilt Designs®



cozyquilt.com

Copyright © 2015 Cozy Quilt Designs®