






Up Square Down Square

Fabric Requirements					
<i>Finished sizes may vary</i>	Lap 52" x 65"	Throw 65" x 78"	Twin 78" x 91"	Queen 91" x 91"	King 104" x 104"
Blocks	18 (3 x 4)	32 (4 x 5)	50 (5 x 6)	61 (6 x 6)	85 (7 x 7)
2 ½" print strips*	12	22	35	43	61
Accent	¼ yard	⅓ yard	½ yard	⅝ yard	¾ yard
Background	1 ¾ yards	2 ⅜ yards	3 ½ yards	3 ¾ yards	4 ⅝ yards
Border 1	½ yard	⅓ yard	⅜ yard	⅝ yard	½ yard
Border 2	1 ⅓ yards	1 ⅝ yards	1 ¾ yards	2 yards	2 ⅛ yards
Backing <i>includes 4" all around for quilting</i>	3 ⅝ yards 	4 ⅞ yards 	6 yards 	6 ⅞ yards 	9 ¼ yards 
Binding	⅝ yard (7-2½" strips)	⅝ yard (8-2½" strips)	⅔ yard (9-2½" strips)	¾ yard (10-2½" strips)	⅞ yard (11-2½" strips)

*Print strips are various fabrics cut 2 ½" x width of fabric. What if you don't have strips yet? You can use yardage off the bolt by having the following number of quarter yard cuts:

	Lap	Throw	Twin	Queen	King
Quarter Yard Cuts	4	8	12	15	21

Yardage based on at least 40" wide of workable fabric.
All seams are ¼".



Cozy Quilt Designs®

2946 Jamacha Road, Ste D, El Cajon, CA 92019

619-670-1516

cozyquilt.com

Copyright © 2012 Cozy Quilt Designs®