







Westward Leading

By Georgette Dell'Orco



Fabric Requirements (in yards)

<i>Finished sizes may vary</i>	Baby 40"x40"	Lap 58"x74"	Throw 76"x76"	Twin 76"x92"	Queen 92"x92"	King 108"x108"
Blocks <i>(arrangement)</i>	4 (2 x 2)	12 (3 x 4)	16 (4 x 4)	20 (4 x 5)	25 (5 x 5)	36 (6 x 6)
Various 2 1/2" print strips* <i>(Color A Color B)</i>	10 (5 5)	26 (13 13)	36 (18 18)	44 (22 22)	56 (28 28)	82 (41 41)
Accent	3/8	1	1 1/3	1 5/8	2	2 7/8
Block Background	1/2	1 1/8	1 1/2	1 2/3	2 1/8	3 1/8
Sashing Background	3/8	1 1/8	1 1/2	1 3/4	2 1/3	3 1/2
Border 1	1/3	5/8	5/8	2/3	2/3	3/4
Border 2	2/3	3/8	3/8	1/2	1/2	1/2
Border 3	—	1	1 1/2	1 1/2	1 2/3	2
Backing <i>includes 4" all around for quilting</i>	2 	4 2/3 	5 7/8 	5 7/8 	7 	9 2/3 
Binding	3/8 (5 – 2 1/2" strips)	5/8 (7 – 2 1/2" strips)	5/8 (7 – 2 1/2" strips)	2/3 (9 – 2 1/2" strips)	3/4 (10 – 2 1/2" strips)	7/8 (12 – 2 1/2" strips)
*What if you don't have strips yet? You can use yardage off the bolt by having the following:						
Quarter-yard Cuts <i>(Color A Color B)</i>	4 (2 2)	9 (5 5)	12 (6 6)	15 (8 8)	19 (10 10)	28 (14 14)
Also helpful (but not mandatory) are the following tools by Cozy Quilt Designs®: The Strip Tube Ruler™ or The Strip Tube Junior™						

Yardage based on at least 40" wide of workable fabric. All seams are 1/4".

Westward Leading
CQD01225



Cozy Quilt Designs®

cozyquilt.com

El Cajon, CA
619-670-1516

Copyright © 2019 Cozy Quilt Designs®