






# With a Twist

## Fabric Requirements

<i>Finished sizes may vary</i>	<b>Wall Hanging</b> 40" x 40"	<b>Throw</b> 62" x 73"	<b>Twin</b> 73" x 91"	<b>Queen</b> 85" x 96"	<b>King</b> 96" x 107"
<b>Blocks</b>	16 (4 x 4)	80 (8 x 10)	130 (10 x 13)	168 (12 x 14)	224 (14 x 16)
<b>2 1/2" print strips†</b>	6	26	42*	53	71
<b>Background</b>	3/8 yard	1 1/4 yards	2 yards	2 1/2 yards	3 1/4 yards
<b>Border 1</b>	1/4 yard	1/3 yard	1/3 yard	1/2 yard	1/2 yard
<b>Border 2</b>	1/3 yard	5/8 yard	5/8 yard	2/3 yard	3/4 yard
<b>Border 3</b>	7/8 yard	1 1/2 yards	2 yards	2 1/8 yards	2 1/8 yards
<b>Backing</b>	2 yards 	4 yards 	5 1/2 yards 	7 1/4 yards 	8 3/8 yards 
<b>Binding</b>	3/8 yard (5- 2 1/2" strips)	5/8 yard (7- 2 1/2" strips)	2/3 yard (9- 2 1/2" strips)	3/4 yard (10- 2 1/2" strips)	7/8 yard (11 - 2 1/2" strips)

\*If you have a bundle of 40 strips, you can cut 2 – 2 1/2" strips from the Border 3 fabric. There is enough fabric in the listed yardage to cut those two strips and the needed border strips.

Yardage based on at least 40" wide of workable fabric. All seams are 1/4".

†Print strips are various fabrics cut 2 1/2" x width of fabric. What if you don't have strips yet? You can use yardage off the bolt by having the following number of quarter yard cuts:

	<b>Wall Hanging</b>	<b>Throw</b>	<b>Twin</b>	<b>Queen</b>	<b>King</b>
<b>Quarter Yard Cuts</b>	2	9	14	18	24

\*CQD01025\*

Cozy Quilt Designs®

2940 Jamacha Rd. Ste H, El Cajon, CA 92019  
619-670-1516

[cozyquilt.com](http://cozyquilt.com)

Copyright © 2010 Cozy Quilt Designs®