






Zigger Zag

Fabric Requirements (in yards)

<i>Finished sizes may vary</i>	Lap 48" x 64"	Throw 64" x 64"	Twin 64" x 80"	Queen 80" x 96"	King 96" x 113"
Blocks	8 (2 x 3)	13 (3 x 3)	18 (3 x 4)	32 (4 x 5)	50 (5 x 6)
2 1/2" print strips*	33	43**	54	85	121
Accent	3/8	1/2	5/8	1	1 3/8
Border 1	1/3	3/8	1/2	5/8	2/3
Border 2	1 1/4	1 5/8	1 5/8	2	2 1/3
Backing <i>includes 4" all around for quilting</i>	3 1/8 	4 	5 	7 3/8 	10 1/8 
Binding	1/2 (6-2 1/2" strips)	5/8 (7-2 1/2" strips)	5/8 (8-2 1/2" strips)	3/4 (10-2 1/2" strips)	7/8 (11-2 1/2" strips)

Also helpful (but not mandatory) is the following tool by
Cozy Quilt Designs®: The **Strip Tube Ruler™**.

***Print strips are various fabrics cut 2 1/2" x width of fabric.** What if you don't have strips yet? You can use yardage off the bolt by having the following number of quarter yard cuts:

	Lap	Throw	Twin	Queen	King
Quarter Yard Cuts	11	15	18	29	41

** If you are starting with a bundle of 40 strips, there is enough yardage to get 3 – 2 1/2" strips from Border 2 fabric.

Yardage based on at least 40" wide of workable fabric.

All seams are 1/4".

Cozy Quilt Designs®

El Cajon, CA

cozyquilt.com

Copyright © 2015 Cozy Quilt Designs®

