




# Crescendo


## Fabric Requirements (in yards)

<i>Finished sizes may vary</i>	<b>Bel Canto Step 3</b>	<b>Throw 55" x 69"</b>	<b>Queen 83" x 97"</b>	<b>King 111" x 111"</b>
<b>Blocks (arrangement)</b>		18 (3 x 4)	50 (5 x 6)	85 (7 x 7)
<b>Various 2 1/2" print strips</b>	40	24	64	108
<b>Background</b> <i>To make a scrappy Bel Canto, you need two backgrounds listed in parenthesis as (BGB   BGC)</i>	1 5/8 <i>or</i> (1 1/4   1/2)	1	2 1/2	4 1/4
<b>Setting Triangles</b>		1	1 1/2	1 1/2
<b>Border 1</b>		5/8	2/3	7/8
<b>Border 2</b>		1	1 1/3	1 5/8
<b>Backing</b> <i>includes 4" all around for quilting</i>		4 1/3 	7 1/3 	10 
<b>Binding</b>		5/8 (7 - 2 1/2" strips)	3/4 (10 - 2 1/2" strips)	7/8 (12 - 2 1/2" strips)

**\*Print strips are various fabrics cut 2 1/2" x width of fabric.** What if you don't have strips yet? You can use yardage off the bolt with the following:

	<b>Bel Canto</b>	<b>Throw</b>	<b>Queen</b>	<b>King</b>
<b>Quarter-yard Cuts</b>	14	8	22	36

Crescendo  
CQD01203



**Cozy Quilt Designs®**

**cozyquilt.com**

El Cajon, CA

619-670-1516

Copyright © 2017 Cozy Quilt Designs®