





# Duet

## Fabric Requirements (in yards)

<i>Finished sizes may vary</i>	<b>Bel Canto Step 4</b>	<b>Throw</b> 72" x 72"	<b>Twin</b> 72" x 92"	<b>Queen</b> 92" x 92"	<b>King</b> 102" x 102"
<b>Blocks (arrangement)</b>		25 (5 x 5)	35 (5 x 7)	49 (7 x 7)	64 (8 x 8)
<b>Various 2 1/2" print strips</b>	8	25	35	49	64
<b>Background</b> <i>For two backgrounds use numbers listed in parenthesis as (BG1   BG2). For Scrappy Bel Canto use (BGC   BGD)</i>	1 1/8 or (3/4   1/3)	1 3/4 or (1   7/8)	2 3/8 or (1 1/4   1 1/4)	3 1/3 or (1 3/4   1 2/3)	4 1/4 or (2 1/8   2 1/8)
<b>Border 1</b>		1/2	5/8	5/8	3/4
<b>Border 2</b>		1/3	1/3	3/8	1/2
<b>Border 3</b>		5/8	5/8	2/3	3/4
<b>Border 4</b>		1 3/4	2	2 1/8	2 1/2
<b>Backing</b> <i>includes 4" all around for quilting</i>		4 1/2 	5 5/8 	7 	9 1/4 
<b>Binding</b>		5/8 (8 - 2 1/2" strips)	3/3 (9 - 2 1/2" strips)	7/8 (11 - 2 1/2" strips)	7/8 (12 - 2 1/2" strips)

\*Print strips are various fabrics cut 2 1/2" x width of fabric. What if you don't have strips yet? You can use yardage off the bolt with the following:

	<b>Bel Canto</b>	<b>Throw</b>	<b>Twin</b>	<b>Queen</b>	<b>King</b>
<b>Quarter-yard Cuts</b>	3	9	12	17	22

Duet  
CQD01204



**Cozy Quilt Designs®**

cozyquilt.com

El Cajon, CA

619-670-1516

Copyright © 2017 Cozy Quilt Designs®